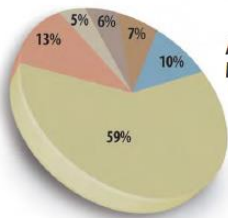


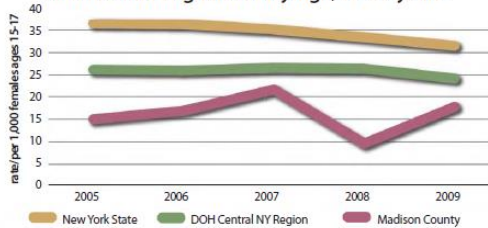
MADISON COUNTY



Age Distribution in Madison County, 2010⁽¹⁾

- Under 5 years
- 5 to 9 years
- 10 to 14 years
- 15 to 19 years
- 20 to 64 years
- 65+

Adolescent Pregnancies by Age, 15-17 years⁽²⁾



Data Sources:
 (1) U.S. Census, American Community Survey, 2006-2010.
 (2) Council on Children and Families, Kids Well-being Indicators Clearinghouse (KWIC) at www.nyskwic.org.

Madison County

Veterans (25+ years old)⁽¹⁾ **11.4%**

Bachelor's Degree (25+ years old)⁽¹⁾ **23.7%**

Childhood Poverty (0 - 17 years old)⁽²⁾ **15.8%**

Infant Mortality (live births)⁽²⁾ **3.7%**

DWI (16 - 21 years old)⁽²⁾ **3.7%**

Foster Care Admissions (children under 18)⁽²⁾ **3.7%**

Unemployment (16+ years old)⁽²⁾ **3.7%**

NYSTOUCHSTONES / KIDS CC



Percent of Families with Related Children Living At or Below Poverty Level

Assets

- wic** WIC (8)
- DOL One Stop (1)
- Head Start (7)
- Early Head Start (2)

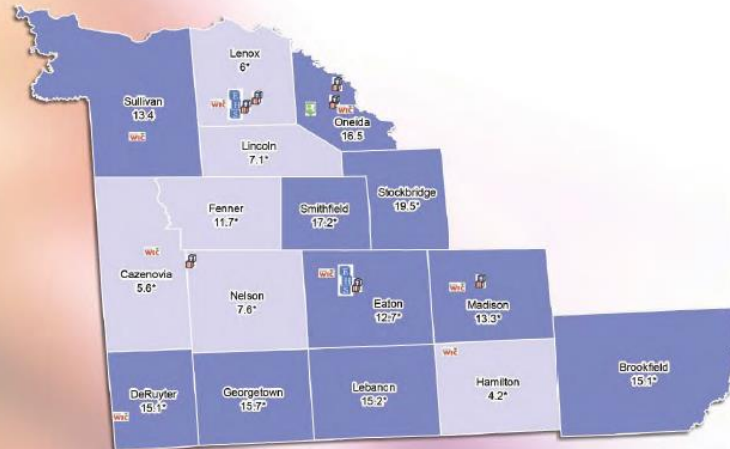
Percent Poverty

- 37.6 - 50.5
- 25.1 - 37.5
- 12.6 - 25.0
- 1.0 - 12.5

NEW YORK KIDS COUNT
2012 Data Book



www.nyskwic.org



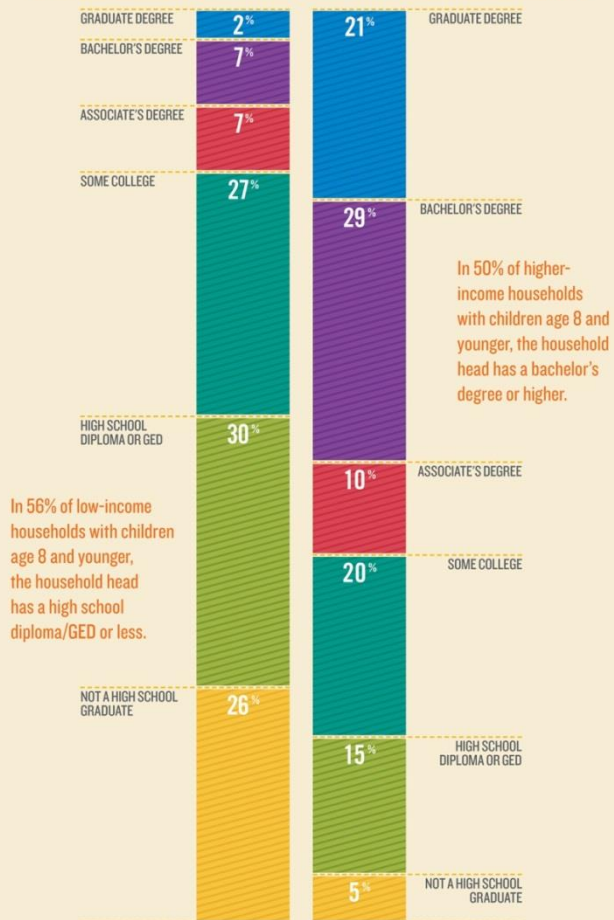
Data Sources: U.S. Census, Table B1710, 2006-2010 American Community Survey.
 *Estimate based on small sample of the population, may not be statistically reliable.
 WIC - NYS Department of Health, March 2012
 DOL One Stop - NYS Department of Labor, March 2012
 Head Start and Early Head Start - Administration for Children and Families, Region II, March 2012

NYSTOUCHSTONES / KIDS COUNT 2012 DATA BOOK 62

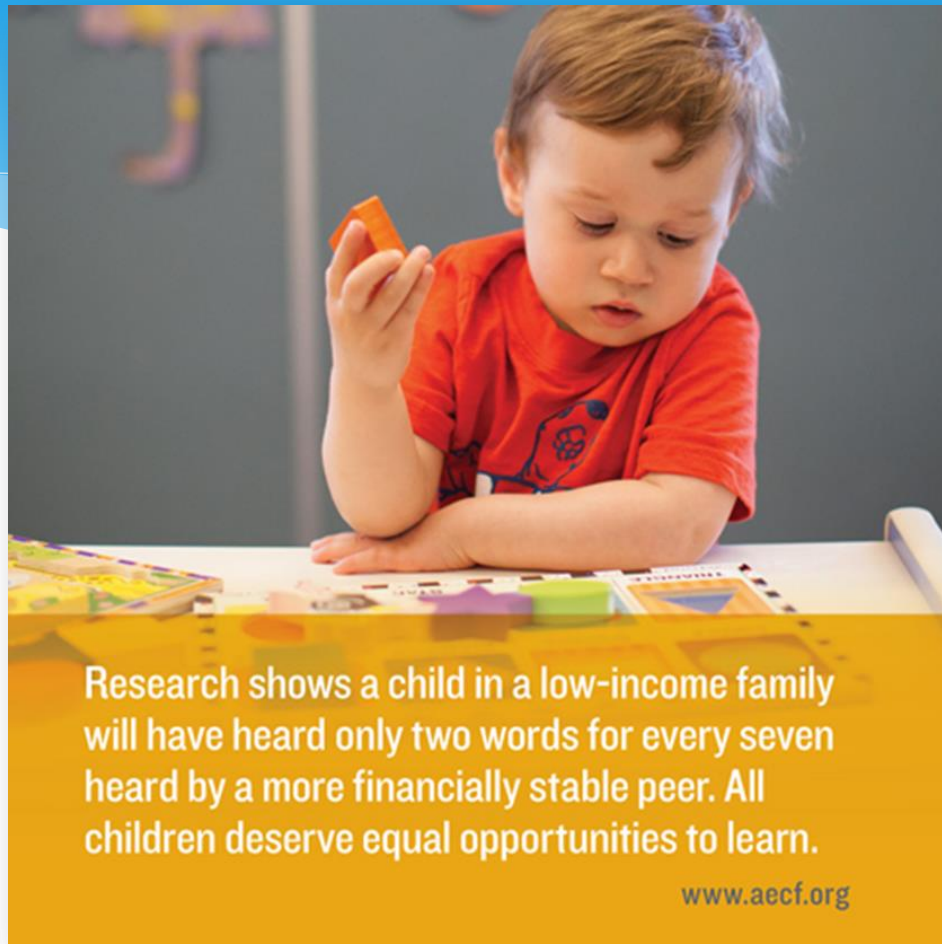


Educational Attainment of Head of Household with Young Children

CHILDREN IN LOW-INCOME HOUSEHOLDS CHILDREN IN HIGHER-INCOME HOUSEHOLDS



SOURCE: Population Reference Bureau's analysis of data from the U.S. Census Bureau, 2012 American Community Survey.
NOTE: Low-income households reflect those with incomes below 200 percent of the 2012 federal poverty threshold (\$46,566 for a family of two adults and two children). Higher-income households reflect those at or above 200 percent of the federal poverty threshold. Data in figure may not add up to 100 percent because of rounding.



Research shows a child in a low-income family will have heard only two words for every seven heard by a more financially stable peer. All children deserve equal opportunities to learn.

www.aecf.org



New York Early Childhood

Early Childhood Education



- 55% of all children ages 3-4 are enrolled in preschool ⁽¹⁰⁾;
46% of low-income children ages 3-4 are enrolled in preschool. ⁽¹¹⁾
- 86% of children ages 1 to 5 have family members who read to them 3 or more days per week. ⁽¹⁰⁾
- **New York State** has 18,904 regulated providers (child care centers, family day care and group family child care homes) with the capacity to serve 452,588 children. ⁽¹²⁾
- **New York State** has 186 Head Start programs (including 2 Tribal and 1 Migrant and Seasonal Head Start programs) and 61 Early Head Start programs with the capacity to serve 57,948 children. ⁽¹³⁾
- 444 of 677 school districts are funded to provide Universal Prekindergarten (UPK). There are 2,698 UPK sites with 5,628 classrooms serving 98,616 children. ⁽¹⁴⁾





NEW YORK STATE
OFFICE OF
CHILDREN & FAMILY
SERVICES

Child Care Facts & Figures

2012 Division of Child Care Services Data

Number of Regulated Child Care Providers in New York State (includes New York City Day Care Centers)

- 4,178 day care centers with a capacity for 280,586 children
- 6,576 family day care homes with a capacity for 49,877 children
- 8,150 group family day care homes with a capacity for 122,125 children
- 2,512 school-age child care programs with a capacity for 238,119 children

Total: 21,416 regulated providers with a capacity for 690,707 children

Subsidized Child Care in New York State

Approximately 234,000 children received child care subsidies in FFY 2012. Of these:

- 34 percent were cared for in licensed day care centers or registered school age child care programs
- 29 percent were cared for in regulated family child care homes, including group family child care
- 37 percent were cared for in legally-exempt, almost exclusively home-based setting. There were 46,965





FIVE THINGS | to Know about America's Infants and Toddlers


November 5, 2013





Infants and toddlers have the highest rates of poverty of any age group in America

Prolonged economic hardship, especially when experienced in early childhood, does more than impoverish families and communities: it actually alters the biology of the developing brain. While a majority of America's youngest children are doing well by many measures of well-being, one-quarter (about 3 million) live in families with incomes below the federal poverty line; one in eight lives in deep poverty (in families with incomes less than half the poverty level); and more than half a million survive on less than



Infants and toddlers in the U.S. are a "majority minority"

Of our youngest children, white non-Hispanics make up fewer than half (49 percent). Hispanic infants and toddlers comprise 26 percent of the total, black, 14 percent, and Asian, five percent. While the new majority will offer much in shaping 21st-century America, many start out in life with severe economic and social disadvantages. Parents of black and Hispanic infants and toddlers are much more likely than are parents of young white children to have significant concerns about their children's development. Black infants are 60 percent more likely than whites to be born prematurely. Hispanic infants and toddlers are much less likely than their white counterparts to have family members read to them, sing to them, or tell them stories. One-third of other tl



The majority of mothers of infants and toddlers are employed

However, for some parents of young children, employment often provides precarious economic security, particularly for single mothers, and is accompanied by uneven access to high-quality child care. In addition, the U.S. is alone among developed countries in having no guaranteed paid parental leave. Parenting itself is a difficult job under even the best of circumstances, but parents of infants and toddlers who live in poverty are more than three times as likely as those in more affluent families to report stress in parenting. Black and Hispanic parents are more likely than their white counterparts to report parenting stress.



4

Experiencing overwhelming or "toxic" levels of stress harms the early brain development of infants and toddlers

Exposure to violence (either as victim, or as witness); severe neglect; chronic poverty; and family disruption due to death, mental illness, divorce or parental separation can precipitate [toxic levels of stress](#) that alter the ways that a child's brain and body function. If not addressed within the context of a supportive relationship with a caregiver, effects can last into adulthood, increasing susceptibility to serious illness and behavior problems. The prevalence of two or more adverse experiences (excluding financial hardship) is more than 10 times as high for children living in poverty as it is among

5

Current services and supports for infants, toddlers, and their parents reach only a small fraction of families who need them

For example, only about one in four children under age three whose families could benefit from a home visit receives one. Only four in ten receive developmental screenings. One-tenth of infants and toddlers eligible for a child care subsidy receive it. Six in 100 eligible for Early Head Start are enrolled. One in eleven has no health insurance coverage. As our children get ready for life, that's not much of a platform, let alone a safety net.

Contributors:

David Murphey

This Child Trends 5 made possible through generous support from the Robert R. McCormick Foundation



New York State



FAMILY AND COMMUNITY

DOMAIN RANK

33

Children in single-parent families

2011

36%

1,457,000 CHILDREN

WORSENERD

2005 34%

Children in families where the household head lacks a high school diploma

2011

15%

651,000 CHILDREN

IMPROVED

2005 16%

Children living in high-poverty areas

2007-11

16%

704,000 CHILDREN

IMPROVED

2000 17%

Teen births per 1,000

2010

23

15,126 BIRTHS

IMPROVED

2005 27



New York Early Childhood Health & Safety

Health & Safety



- **About three in four** (73.2%) babies are born to women who received early prenatal care. ⁽⁴⁾
- **93%** of young children, ages birth to five, have health insurance. ⁽⁵⁾
- **8.2% of babies** are born at low-birth weight. ⁽⁴⁾
- **About two in three** (64.4%) children age 2 are fully immunized ⁽⁶⁾
- **Five infants die** without having celebrated their first birthday for every 1,000 infants born ⁽⁴⁾
- **4.6%** of children ages birth to five have a diagnosed disability or developmental delay. ⁽⁷⁾
- **About one in three** children confirmed by Child Protective Services as victims of maltreatment are between the ages of birth to 4 years old. ⁽⁸⁾
- It is estimated that **1.2%** of children ages birth to five are homeless. ⁽⁹⁾ This represents 31 children per mile on the NY Thruway.



VISUAL MATH EXAMPLE

- * 1.2% of children ages birth to five are homeless.
- * This represents 31 children per mile on the NYS Thruway.
- * On a round-trip commute from Newburgh to Kingston, each day you would pass 2,046 homeless children.



Visual Math – homeless children



Visual Math example – poor children



CELEBRATING 100 YEARS

WESTCHESTER CHILDREN'S ASSOCIATION
Children's Champions Since 1914

**YOU CAN MAKE A DIFFERENCE
DONATE ONLINE**

EVERY CHILD HEALTHY, SAFE AND PREPARED FOR LIFE'S CHALLENGES

ABOUT US | **CHILDREN BY THE NUMBERS** | **OUR WORK** | **TAKE ACTION** | **EVENTS** | **CONTACT US** | **SUPPORT US**

If Westchester's poor children held hands, they would stretch across the county from the Long Island Sound to the Hudson River.

Source: The American Community Survey estimates the number of poor children living in Westchester in 2008 was 26,635. To learn more, or build a customized report, use our DataFinder ▶

The banner features a group of diverse children smiling, a green circular button for online donations, and a row of navigation links. Below the navigation is a large blue box with white text and a row of black silhouettes of children holding hands.



NYS Dept. of Health, zip code level data

NEW YORK STATE ASTHMA EMERGENCY DEPARTMENT VISITS

RATES PER 10,000 POPULATION, AGE 0-4

NIAGARA COUNTY RESIDENTS PER ZIP CODE, 2009-2011

ASTHMA ED VISIT RATE





NIAGARA COUNTY - 112.8

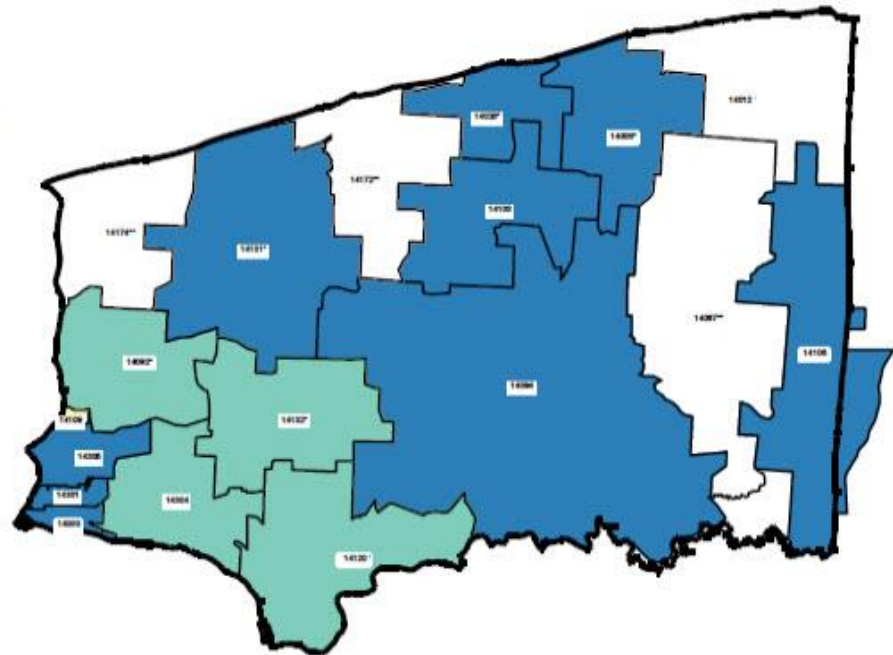
NEW YORK STATE - 226.1

NEW YORK STATE (Excl NYC) - 125.1

Quartile (Q) Distribution (Excl NYC)

(Rates per 10,000 population)

-  Data not available or do not meet reporting criteria **
-  0 - <0.00: Q1 & Q2
-  0.00 - <98.6: Q3
-  98.6 + : Q4



New York City

FIGURE 1.28:

Keeping Track of Young Children in New York City

Since the last Decennial Census, the number of children under five years old decreased by 4.3%, from 540,878 in 2000 to 517,724 in 2010. The most recent estimate puts the number of children under five at a slightly higher 534,400 in 2011.

Economic Conditions

28.8% of children under five live below the Federal Poverty Level (FPL).

Community Life

The number of children under five murdered rose from 15 in 2002 to 20 in 2010.

Health

Citywide, 7.5% of mothers received late or no prenatal care in 2010, up from 6.0% in 2007.

8.7% of babies born in New York City in 2010 were born at low birth-weight, up slightly from 8.5% in 2007.

In 2011, the major cause of death for children under one year old was congenital malformations and deformations, followed by short gestation and low birthweight.

In 2011, 1,183 children under the age of six were identified with lead poisoning, down from 1,429 the previous year.

The number of children under the age of six who are living with AIDS continued to decrease, to 48 in 2010, down from 100 in 2006.

2.4% of the children who received licensed mental health services in 2011 were under five years old.

Child Care

In 2011, there were 7,103 child care slots available for infants and toddlers in contracted care providers.

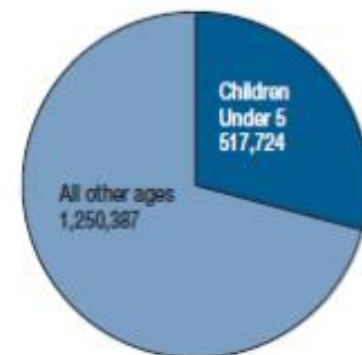
There were 60,820 public Universal Pre-Kindergarten slots in the 2011-12 school year.

Child Welfare

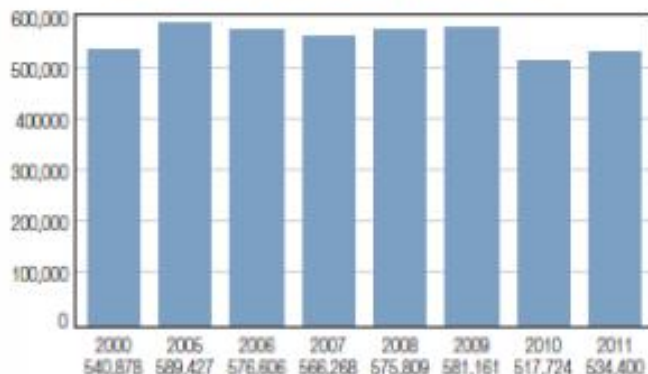
Nearly one-third (31.3%) of children in indicated reports of child abuse and neglect concerned children under five years old in 2011.

About one-third (33.7%) of children in foster care were below the age of 6 in 2010. 81.5% of this age cohort are discharged from foster care within three years.

38,125 children under three received Early Intervention services in FY 2010.



Total Number of NYC Children in 2010 = 1,768,111



Citizens' Committee for Children
OF NEW YORK