

NYC THE NEW YORK CITY DEPARTMENT OF HEALTH AND MENTAL HYGIENE



Search [play icon] TRANSLATE THIS PAGE [print icon] PRINT THIS PAGE [email icon] EMAIL A FRIEND [share icon]

TURN SUB-MENUS OFF

HOME

HEALTH TOPICS A-Z

HEALTHY LIVING

MENTAL & BEHAVIORAL HEALTH

HEALTHY ENVIRONMENT

EMERGENCY PREPAREDNESS

DATA & STATISTICS



Data & Statistics

Home > Data & Statistics

Data and Statistics

The Health Department gathers data and statistics from New Yorkers and use health professionals about the health of the City over time, to establish depa health policy at all levels of government.



Publications: Read Health Department publications, many conclusions from the data.

Browse Profiles and Presentations by Borough

Browse through the 2006 New York City Community Health Profiles of statistics sortable by indicators.

- Bronx
- Brooklyn
- Manhattan
- Queens
- Staten Island
- Related Publications



Bronx

- Kingsbridge and Riverdale (PDF) (PPT highlights)
- Northeast Bronx (PDF) (PPT highlights)
- Fordham and Bronx Park (PDF) (PPT highlights)
- Southeast Bronx (PDF) (PPT highlights)
- Central Bronx (PDF) (PPT highlights)
- Highbridge and Morrisania (PDF) (PPT highlights)
- Hunts Point and Mott Haven (PDF) (PPT highlights)

Brooklyn

- Greenpoint (PDF) (PPT highlights)
- Northwest Brooklyn (PDF) (PPT highlights)
- Central Brooklyn (PDF) (PPT highlights)
- East New York and New Lots (PDF) (PPT highlights)
- Sunset Park (PDF) (PPT highlights)
- Borough Park (PDF) (PPT highlights)
- Flatbush (PDF) (PPT highlights)
- Canarsie and Flatlands (PDF) (PPT highlights)
- Southwest Brooklyn (PDF) (PPT highlights)
- Southern Brooklyn (PDF) (PPT highlights)
- Bushwick and Williamsburg (PDF) (PPT highlights)

Manhattan

- Inwood and Washington Heights (PDF) (PPT highlights)
- Central Harlem (PDF) (PPT highlights)
- East Harlem (PDF) (PPT highlights)
- Chelsea and Clinton (PDF) (PPT highlights)
- Greenwich Village and SoHo (PDF) (PPT highlights)
- Upper West Side (PDF) (PPT highlights)
- Gramercy Park and Murray Hill (PDF) (PPT highlights)
- Upper East Side (PDF) (PPT highlights)
- Lower East Side (PDF) (PPT highlights)
- Lower Manhattan (PDF) (PPT highlights)



Resources

2. Select a Snapshot from the Categories below. Customizable profiles, where you can choose your own indicators, are marked with an asterisk*.

New York

- + Overall Health and Health Care Topics
Key Indicators of child health status, insurance and health care access, and family/social content
- + Health Care System Quality and Performance
Topic-Specific: Quality indicators, Medical Home & Health People 2010
- + Health Status and Disparities in Child Health Across Populations
Topic-Specific: CSHCN vs. Non-CSHCN, Race/Ethnicity & Rural-Urban Status
- + Specific Health Problems and Conditions
Topic-Specific: Mental Health, Obesity, and Selected Conditions

The screenshot shows the homepage of the Data Resource Center for Child & Adolescent Health. At the top, there is a navigation bar with links: "About the Data Resource Center", "Learn About the Surveys", "Browse the Data", "Put Data into Action", and "Get Help". A search bar is located on the right side with the text "Keyword Search" and a "Go" button. Below the navigation bar is a large banner image of a doctor examining a child, with the text: "Publicly insured children are more likely to have insurance coverage which adequately meets their health needs than privately insured". To the right of the banner are four green buttons: "Survey Fast Facts", "Quick Data Search", "Get State Snapshots", and "How to Use This Site". Below the banner is a "Welcome to the Data Resource Center for Child & Adolescent Health!" section with a sub-header "Trying to find your way? Take a tour of our website and give us your feedback." and a paragraph about the center's mission. On the right side, there is a "Data at a Glance" section with a map of the United States and a dropdown menu for "State/Region" set to "Nationwide". Below the map is a "Browse State Snapshots" button. At the bottom right, there is a "Connect with the DRC" section with a sign-up form for email updates and a "Submit" button.

Your Data ... Your Story
Data Resource Center for Child & Adolescent Health
A project of the Child and Adolescent Health Measurement Initiative

Ask us a question | Request a dataset
Sign In to Access Your Briefcase

Keyword Search

About the Data Resource Center | Learn About the Surveys | Browse the Data | Put Data into Action | Get Help

Publicly insured children are more likely to have insurance coverage which adequately meets their health needs than privately insured

Survey Fast Facts
Quick Data Search
Get State Snapshots
How to Use This Site

Welcome to the Data Resource Center for Child & Adolescent Health!
Trying to find your way? Take a tour of our website and give us your feedback.

The mission of the Data Resource Center (DRC) is to take the voices of parents, gathered through the National Survey of Children's Health (NSCH) and the National Survey of Children with Special Health Care Needs (NS-CSHCN), and share the results through this free online resource. Easy access to children's health data allows researchers, policymakers, family advocates and consumers to work together to promote a higher quality health care system for children, youth and families. [Learn more about the DRC](#)

Data at a Glance
At your fingertips—easy-to-read data snapshots for each state

State/Region: Nationwide

Connect with the DRC
Sign up for email updates
email address





Community Facts - Find popular facts and frequently requested data about your community

[1 Community Facts](#)
[2 Table Viewer](#)

DP05


 ACS DEMOGRAPHIC AND HOUSING ESTIMATES 
 2008-2012 American Community Survey 5-Year Estimates


 Table View 
[← BACK TO COMMUNITY FACTS](#)

 Actions:  [Modify Table](#) |  [Bookmark](#) |  [Print](#) |  [Download](#) |  [Create a Map](#)
[View Geography Notes](#) | [View Table Notes](#)

Although the American Community Survey (ACS) produces population, demographic and housing unit estimates, it is the Census Bureau's Population Estimates Program that produces and disseminates the official estimates of the population for the nation, states, counties, cities and towns and estimates of housing units for states and counties.

		Cazenovia town, Madison County, New York			
Subject		Estimate	Margin of Error	Percent	Percent Margin of Error
SEX AND AGE					
Total population		7,044	+/-33	7,044	(X)
Male		3,382	+/-159	48.0%	+/-2.2
Female		3,662	+/-158	52.0%	+/-2.2
Under 5 years		224	+/-79	3.2%	+/-1.1
5 to 9 years		433	+/-103	6.1%	+/-1.5
10 to 14 years		627	+/-137	8.9%	+/-1.9





U.S. Census Bureau

AMERICAN FactFinder

S0901 CHILDREN CHARACTERISTICS

2008-2012 American Community Survey 5-Year Estimates

Supporting documentation on code lists, subject definitions, data accuracy, and statistical testing can be found on the American Community Survey website in the Data and Documentation section.

Sample size and data quality measures (including coverage rates, allocation rates, and response rates) can be found on the American Community Survey website in the Methodology section.

Although the American Community Survey (ACS) produces population, demographic and housing unit estimates, it is the Census Bureau's Estimates Program that produces and disseminates the official estimates of the population for the nation, states, counties, cities and towns, and estimates of housing units for states and counties.

Subject	ZCTAs 10025			
	Total	In married-couple family household		
	Estimate	Margin of Error	Estimate	Margin of Error
Total population	13,516	+/-1,129	8,877	+/-763
Married-couple family households	38.6%	+/-3.9	43.3%	+/-4.9
Married-couple family households with children	31.9%	+/-3.4	30.0%	+/-3.7
Married-couple family households with children under 18	29.4%	+/-3.5	26.7%	+/-3.8

U.S. Census Bureau

AMERICAN FactFinder

QT-P2 Single Years of Age and Sex: 2010

2010 Census Summary File 1

NOTE: For information on confidentiality protection, nonsampling error, and definitions, see <http://www.census.gov/prod/cen2010/doc/sf1.pdf>.

Geography: Voorheesville village, New York

Age	Number			Percent	
	Both sexes	Male	Female	Both sexes	Male
Total population (all ages)	2,789	1,357	1,432	100.0	100.0
Under 5 years	165	82	83	5.9	6.0
Under 1 year	28	14	14	1.0	1.0
1 year	31	14	17	1.1	1.0
2 years	31	14	17	1.1	1.0
3 years	33	19	14	1.2	1.4
4 years	42	21	21	1.5	1.5
5 to 9 years	101	51	50	3.6	3.5

diversitydatakids.org

data for a diverse and equitable future

Explore hundreds of measures of child wellbeing and policy analysis from a unique information source that documents diversity, opportunity, and equity among US children. [About Us](#) | [Mailing List](#)



Home

Profiles

Rankings

Maps

Child Opportunity Maps

Policy





What does it take for a child to succeed?
www.aecf.org
A new KIDS COUNT policy report shows how we can put kids on a path toward lifetime success.



New User Experience. Same Trusted Data.



The New KIDS COUNT Data Center Launches June 24
datacenter.kidscount.org



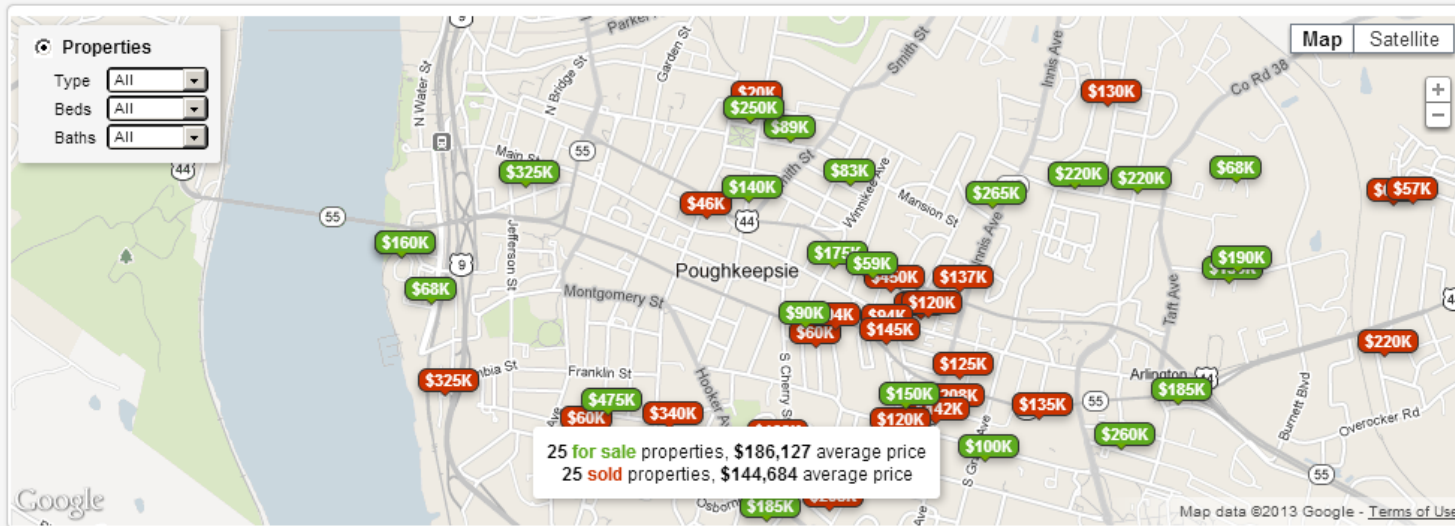
Surprising Allies in Business

[Check your Credit Score Instantly for - \\$0 »](#)


Poughkeepsie Market Trends

Overview **Market Trends** Schools Crime Community Info

[View your Credit Score Instantly for - \\$0](#)



Data Questions?



Next Steps

- * Possible topics for next webinar?
 - * Budget planning and cost allocation
 - * Program models

*Send us your **subsidy questions** and we will get them to the right person at OCFS.*





The ECAC

Select Language
Powered by Google Translate

 Search

ECAC MEMBER LOGIN

- About
- Priorities
- Where Do I Fit In?
- News and Events
- Resources
- Contact Us



A Smart Investment

"Economically speaking, early childhood programs are a good investment, with inflation-adjusted annual rates of return on the funds dedicated to these programs estimated to reach 10% or higher. Very few alternative investments can promise that kind of return." - Ben Bernanke, Chairman, Federal Reserve

Investment in early childhood education isn't just good for children – it's also good for New York's economy. Every dollar invested in high quality early education returns up to \$14 in savings, by reducing remedial and special education; juvenile justice services and welfare support.

[...Read More](#)

Connect Now



State Resources

Early Childhood Advisory Council
Website for the Early Head Start
Child Care Partnership
information for New York

2013 NY State Head Start & Early
Head Start Needs Assessment

Available
for
Download



Federal Resources

Early Head Start Tip Sheets

**Early Head Start Child Care
Partnership FAQs**

**Early Head Start Child Care
Partnership Tool Kit**

Links
available
on
Resources
download





Building Success for Children
Ensuring Success for New York

The ECAC

Select Language

Powered by Google Translate

Search

ECAC MEMBER LOGIN

- About
- Priorities
- Where Do I Fit In?
- News and Events
- Resources
- Contact Us



A Smart Investment

"Economically speaking, early childhood programs are a good investment, with inflation-adjusted annual rates of return on the funds dedicated to these programs estimated to reach 10% or higher. Very few alternative investments can promise that kind of return." - Ben Bernanke, Chairman, Federal Reserve

Investment in early childhood education isn't just good for children – it's also good for New York's economy. Every dollar invested in high quality early education returns up to \$14 in savings, by reducing remedial and special education; juvenile justice services and welfare support.

[...Read More](#)

Connect Now      



Are You Planning To Apply?

- **Register with Grants.gov**
 - Only the *Applicant organization* needs to register
 - The registration process can take one to three weeks depending on your organization, so start now!
 - You will receive notifications based on Funding Opportunity Number (FON)
A FON is a number that a federal agency assigns to each specific grant announcement
- **Obtain Data Universal Numbering System (DUNS) Number**
- **Register in System for Award Management (SAM) Eligibility Requirements**
- **Visit: <http://www.acf.hhs.gov/grants/register-and-get-ready>**



Email EHSCC Grant Questions To:

ehs.ccpartnerships@acf.hhs.gov



Email NY Subsidy Questions To:

Patricia.Persell@ccf.ny.gov



Email Data Questions to:

Cate.Bohn@ccf.ny.gov

