


New York State
BOOK NOOKS

Title: Fry Bread: A Native American Family Story
Author: Kevin Noble Maillard
Illustrator: Juana Martinez-Neal
Publisher: Roaring Brook Press
Date published: 2019



Fry Bread: A Native American Family Story

A Native American family explores shape, sound, color, flavor, time, art, history, place, and nation through making a recipe for fry bread.


Pyramid Model Skill or concept(s)	Equity and diversity, family engagement, identifying feelings, relationship building
Goal/Objective:	Children will identify feelings. Children will recognize and describe diversity among peers and within families and associate it with positive feelings.
Emotional Vocabulary:	Together, family, happy, love, kindness, unique, important, worried, scared, confused, joyful, special, silly

StoryTime: (Show and Tell It)

Name of Activity:	Celebrating Differences
Supplies needed:	Book, pictures of families, chart paper, marker
Ideas of what to say or do.	<p>Before reading this book: Display pictures of children’s families to demonstrate how all families are not the same, but they are important. Invite families to attend the reading and share their own unique qualities.</p> <p>First Reading: Pointing to the book cover, ask children to describe the people they see. Who are they? How are they the same/different from each other? What are they doing? During reading, ask children to continue to notice what is the same and what is different among the family members in the story (skin, eyes, hair, size, age, gender, etc.). Use language that promotes positive feelings about each characteristic. Point out the facial expressions of the people and ask how they may feel (happy, loved, content, worried, scared, confused, etc.). Record children’s answers on chart paper. Ask children to mimic each emotion. Describe what mouths, eyes, etc. look like when expressing this feeling.</p>

New York State

BOOK NOOKS



Fry Bread: A Native American Family Story

Title: Fry Bread: A Native American Family Story
Author: Kevin Noble Maillard
Illustrator: Juana Martinez-Neal
Publisher: Roaring Brook Press
Date published: 2019

Ideas of what to say or do. (continued)

Second Reading:

Ask children to notice their own skin, eyes, hair, size, age, gender, etc. How are they the same and different from their peers? Remind them that they are all unique, important, and loved. Use positive language to reinforce this.

Point out that we should always treat each other with kindness even though we are very different.

Third Reading:

Ask children to describe what is different/same among their own family members.

Ask children/families to describe special foods that their families make. Ask them to describe any feelings associated with them and record on chart paper.

Family Engagement:

Invite family members to share the recipes. Display photos of the food or recipe in the classroom.

Invite children/families to share other special activities they enjoy with their families (celebrations, ceremonies, story-telling, crafts, etc.) Display photos in classroom representing these special activities.


Display a map to identify the places named in the book. Mark places where the classrooms' children and families come from.

What Pyramid Model skill or concept is covered?

Equity and diversity, family engagement, identifying feelings, relationship building

New York State
BOOK NOOKS

Title: Fry Bread: A Native American Family Story
Author: Kevin Noble Maillard
Illustrator: Juana Martinez-Neal
Publisher: Roaring Brook Press
Date published 2019



Fry Bread: A Native American Family Story

At-home activities for families

Name of Activity:	Family Cookbook
Supplies needed:	Copies of recipes, heavy paper, hole punch, yarn, glue stick, scissors
Ideas of what to say or do.	<p>Collect typed or hand-written copies of special and favorite recipes from family members. Include your child's favorite recipes.</p> <p>Assist your child in cutting and pasting recipes onto thick paper. Leave an extra page after each recipe to include photos, notes, etc. Create a cover for the cookbook using photos or your child's drawings. Cut holes in each page and assemble all pages with yarn.</p> <p>Using the family cookbook, assist your child in choosing a recipe to create. Let your child help with the measuring, pouring and mixing. As you create the recipe, point out textures, colors, smells, measurements, etc. Praise your child as you work and create a warm and relaxed experience. Document the cookbook with photos, drawings, and notes during and after making the recipe. Be sure to get your child's description and evaluation of the recipe.</p> <p>Continue making the recipes and documenting the process with your child. More recipes can be added by cutting the yarn, inserting new pages and reassembling the cookbook.</p> <p>Explore additional recipes in magazines and cookbooks with your child and allow them to choose recipes they would like to try. Include these new recipes in the cookbook.</p> <p>Keep the cookbook in a special and accessible place. Allow your child to share their cooking experiences with other family members.</p>
What Pyramid Model skill or concept is covered?	Promoting communication skills, relationship-building, developing positive self-concept

