


New York State BOOK NOOKs



Peter's Chair

The arrival of a new sibling can be overwhelming. As Peter watches his parents prepare "his" baby furniture for his sister, he protects his blue chair from the change of ownership. When realizes that he has outgrown the chair and his role is shifting, he wants to help welcome her into the family.

Title: Peter's Chair

Author: Ezra Jack Keats

Illustrator: Ezra Jack Keats

Publisher: Puffin Books

Date published: 1967

Social and emotional skills that can be learned through this book:

Developing Empathy
Sense of Belonging
Sense of Self

Social and emotional words this book can emphasize:

Sad, lonely, angry, happy, ignored, disheartened, proud, comforted, resentful, helpful, jealous

Pyramid Model Activities to do while reading the book that will help promote social and emotional development:

- Discuss Peter's experiences & emotions throughout the reading:
 - Building tall structure; stretching high, proud, accomplished.
 - Blocks fall; he has to be quiet. Angry, disheartened that he plays alone and had to adjust his behavior to the baby.
 - Parents changing his baby furniture & giving it away. Peter may be jealous that his items are being given away and possibly replacing him.
 - Protecting his chair from being altered & given away to the new baby.
 - Independent; taking care of his needs, setting up his space.
 - Silly; pranking his mother hiding & surprising her.
 - Important; fits in big chair & helps his father paint.

Fun for Everyone! Activities to promote social and emotional development throughout the day:


Develop a sense of belonging through family fun

- Invite families to create a family collage. Post in the classroom for discussion with children about the people in their families, the roles each member has, things they can do that younger siblings can't yet, and things older siblings do that they will be able to do some day soon. Families may share something special about the child in your care in their relationship such as fun games/activities or "love you" rituals. These can be used to validate how each is special to their parent, unique & loved.
- Guide children on creating ways that we can welcome a new sibling into our families and/or a new child into the setting. Stress that each member of the group has abilities; some unique & some shared. A new member does not diminish the value of the others but adds to the fun. Help children carry out the listed ways to be welcoming.

Develop Empathy:

- Throughout the day, guide children to include one another in play activities and in chores. State how you noticed a child welcoming, inviting, or including another in an activity.
- Acknowledge children as they help one another, identifying the specific action and how it benefits another person.

New York State
**BOOK
NOOKs**



Peter's Chair

Title: Peter's Chair

Author: Ezra Jack Keats

Illustrator: Ezra Jack Keats

Publisher: Puffin Books

Date published: 1967

Developing a sense of self:

- Help children accept that they change as they grow.
- With the children, create a list of things the children can do now that they couldn't do when they were younger.
- List new skills as they develop on an ongoing chart.
- Begin a growth chart.
- Read The Three Bears and inquire why there are different sized furniture and dishes. Photograph children in different sized chairs, talk about how we outgrow things and move into bigger sizes. This may lead into a large group project on repurposing past items.

Developing a sense of self:

- Have the children and their families bring in a series of pictures from infancy to now. With older toddlers and preschoolers, help children sequence the pictures, point out how they have developed and changed. Listen to them as they recall their past and reflect on their growth.


Art:

- Repurpose items with the children. Gather old paintable toys in good repair, donated furniture, or recyclable materials. Children may choose (with parent permission) to repurpose something they have outgrown.
- Guide children to decide how they would like to use the item, who they would give it to, and how they want to restyle their item (or new creation).
- As a class, you may decide to repurpose an item to donate to a family expecting a new member.
- Once completed, encourage the children to give their item to someone special.

Writing Connection

- Photograph the children giving their item to the special person (or have families send in photo), then create a class book of the children's recollection of the process & feelings of making something new & giving it to another person.

New York State BOOK NOOKs



Peter's Chair

Title: Peter's Chair

Author: Ezra Jack Keats

Illustrator: Ezra Jack Keats

Publisher: Puffin Books

Date published: 1967

Develop Emotional Literacy

- Review Peter's comfort items in the book (toy crocodile, dog, baby picture). Invite children to show their comfort items by bringing them in or sharing photos/videos of themselves with their items.
- Ask them why it is special to them and when they like to have the item. Also discuss the feelings they have when they need the item and how the feeling changes after they spend time with the comfort item.

Block area

- Display a structure similar to Peter's.
- Identify the shapes, letters, & items in the structure.
- Encourage children to build a structure with a variety of materials, including a special item. Then share out a story about their structure, the process of building it, or how they feel when they are building it (or upon completion).
- Scribe their story & post it with a picture of the structure.

More ideas can be found at the Ezra Jack Keats Foundation:

<https://www.ezra-jack-keats.org/activity/peters-chair/>

Children's books about a new sibling list from PBS:

<https://www.pbs.org/parents/thrive/childrens-books-about-a-new-baby-sibling>

School Age lesson plan suggestions at Scholastic

<https://www.scholastic.com/teachers/lesson-plans/teaching-content/peters-chair-teaching-plan/>

For a reading of Peter's Chair by former First Lady Barbara Bush, click the video icon or link below:



<https://youtu.be/N-ghvbv9I5c>

